



# GHANA STATISTICAL SERVICE

# MONTHLY PRESS RELEASES



## SERVICE PRODUCER PRICE INDEX (S-PPI)

NOVEMBER 2024

www.statsghana.gov.gh

December 18, 2024

### Service Producer Price Inflation Rate in November 2024 is 12.5%

#### The Service Producer Price Index (S-PPI)

The Service Producer Price Index (S-PPI) measures the average change over time in the prices received by domestic producers within the service sub-sectors to produce their goods and services. The S-PPI for Ghana reports price indices with an index reference period of March 2020 – February 2021 = 100. This release shows the annual (year-on-year) and monthly (month-on-month) producer inflation rates for services in three major sub-sectors (i.e. Transport and Storage; Food and Accommodation; and Information and Communication).

The S-PPI figure for November 2024 is provisional and is subject to revision when additional data becomes available. All other indicators are final.

#### November 2024 S-PPI

The Service Producer Price Inflation rate for November 2024 is 12.5 percent. This rate indicates that between November 2023 and November 2024 (year-on-year), the S-PPI increased by 12.5 percent. This rate represents a 0.1 percentage point change in Service Producer Price inflation. The month-on-month change in the S-PPI between October 2024 and November 2024 is 0.3 percent. (Table 1).

**Table 1: PPI for Oct. 2024 & November 2024**

Month	Index level 2020- 2021=100	Change rate (%)	
		Monthly	Yearly
Oct. 2024	143.7	0.5	12.4
<b>Nov. 2024</b>	<b>p144.2</b>	<b>p0.3</b>	<b>p12.5</b>

p= Provisional

The Service producer price inflation in the Transport and Storage sub-sector decreased by 0.1 percentage points from 32.7 percent in October 2024 to 31.7 percent in November 2024. The Accommodation and Food Services sub-sector rate increased by 2.9 percentage points from 29.6 percent in October 2024 to 32.5 percent in November 2024. The Information and Communication sub-sector recorded an inflation rate of 8.1 percent for November 2024 (Table 2).

**Table 2: S-PPI and Inflation by Sector, Oct. 2024 (March 2020- February 2021= 100)**

Sector	Index level 2020-2021=100	Change rate (%)	
		Monthly	Yearly
Transportation and storage	254.3	0.8	31.7
Accommodation and food service	247.6	3.5	32.5
Information and communication	125.4	0.2	8.1
<b>ALL SERVICES</b>	<b>144.2</b>	<b>0.3</b>	<b>12.5</b>

**NB: The data in this table are provisional.**

#### Transport and Storage sector.

Producer inflation in the land transport sub-sector recorded an inflation rate of 33.5 percent in November 2024. Inflation in the air transport sub-sector increased by 13.0 percentage points from 21.1 percent in November 2024. The postal and courier activities recorded an inflation (0.4%) in November 2024 (Fig.1).

## Accommodation and Food Sector

The producer inflation in accommodation activities recorded an inflation rate of 35.4 percent in November 2024. Food and beverage service activities recorded a rate of 17.0 percent in November 2024 compared to 18.3 percent in October 2024 (Fig. 2).

## Information and Communication Sector

Programming and broadcasting activities (16.9%) had the highest inflation in November 2024, followed by Publishing activities recorded at the rate of (10.8%). Information service activities recorded the lowest inflation (1.2%) in November 2024 (Fig. 3).

## Highlights

The year-on-year service producer price inflation was 12.5 percent in November 2024; the monthly change rate was 0.3 percent.

The Accommodation and food service sub-sector recorded the highest year-on-year producer price inflation rate of 32.5 percent, followed by the Transport and Storage sub-sector with 31.7 percent. The Information and Communication sub-sector recorded the lowest year-on-year producer inflation rate of 8.1 percent.

The Accommodation and food service sub-sector recorded the highest month-on-month inflation rate of 3.5 percent, followed by the Transport and Storage sub-sector with 0.8 percent. Information and communication sub-sectors recorded the lowest month-on-month inflation rate (0.2%) in November 2024.

Fig.1: Transport and Storage SPPI (%)

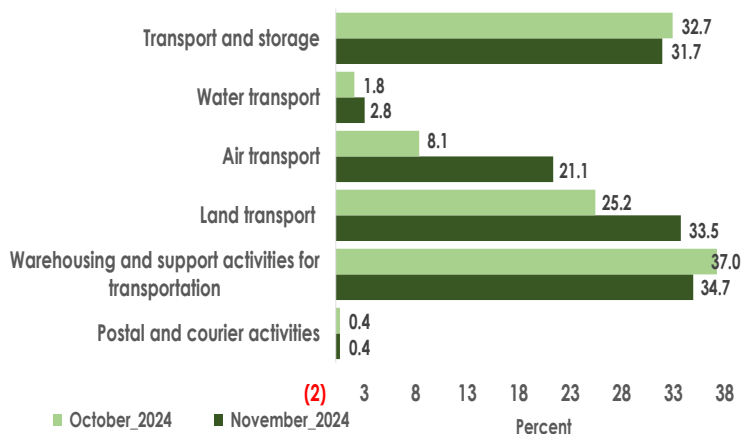


Fig.2: Accommodation and Food SPPI (%)

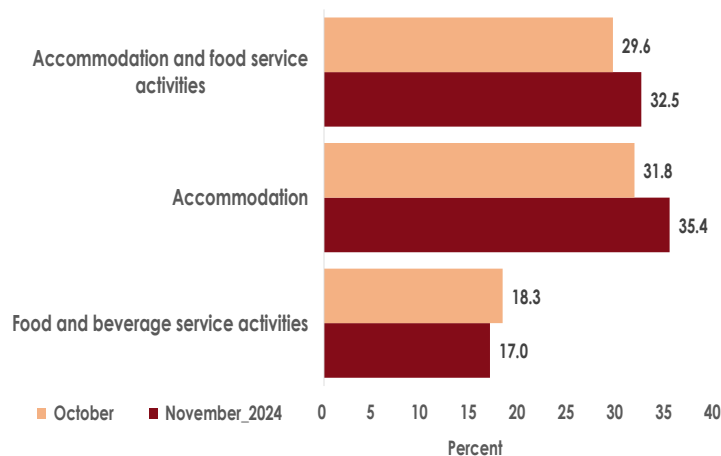
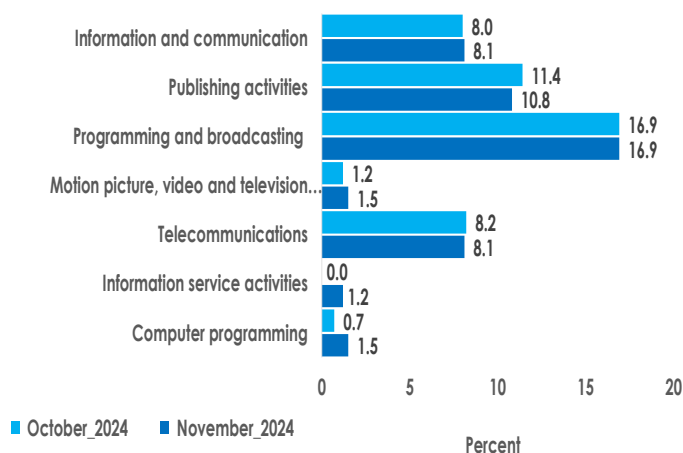


Fig.3: Information and Communication (%)



Copies of the Newsletter may be obtained from the information desk of the Ghana Statistical Service or the GSS website at [statsghana.gov.gh](http://statsghana.gov.gh). For details of the PPI and further explanation, please contact the Business & Industrial Statistics Section of the GSS or call 0302-682640. You may also contact us at the following address: Ghana Statistical Service, P. O. Box GP1098, Accra, Ghana.