



# GHANA STATISTICAL SERVICE

# MONTHLY PRESS RELEASES



## SERVICE PRODUCER PRICE INDEX (SPPI)

OCTOBER 2022

www.statsghana.gov.gh

November 16, 2022

## Service Producer Price Inflation Rate in October 2022 is 10.0%

### The Service Producer Price Index (SPPI)

The Service Producer Price Index (SPPI) measures the average change over time in the prices received by domestic producers for the production of their goods and services. The PPI for Ghana reports the producer price indices with an index reference period of March 2020 – February 2021 = 100. This release shows the annual (year-on-year) and monthly producer inflation rates for services in three major sub-sectors (Transport and Storage; Food and Accommodation; Information and Communication). The SPPI figure for October 2022 is provisional and is subject to revision when additional data become available. All other indicators are final.

### October 2022 SPPI

The Service Producer Price Inflation rate for October 2022 is 10.0 percent. This rate indicates that between October 2021 and October 2022 (year-on-year), the SPPI increased by 10.0 percent. This rate represents a 4.4 percentage point increase in Service Producer Price inflation relative to the rate recorded in September 2022 (5.6%). The month-on-month change in the SPPI between September 2022 and October 2022 is 4.3 percent. (Table 1).

Table1: PPI for September & October 2022

Month	Index level	Change rate (%)	
	2020- 2021=100	Monthly	Yearly
September rev. 2022	108.2	1.0	5.6
<b>October 2022</b>	<b>p112.8</b>	<b>p4.3</b>	<b>p10.0</b>

p = Provisional

The service producer price inflation in the Transport and Storage sub-sector increased by 44.1 percentage points over the September 2022 rate of 27.3 percent to 71.4 percent in October 2022. The Accommodation and food sub-sector rate increased by 17.2 percentage points to 42.1 percent in October 2022. The Information and communication sub-sector recorded a 1.4 percent inflation rate for October 2022 as compared to 0.9 percent in September 2022.

Table 2: SPPI and Inflation by Sector, Sept. 2022 (Q1 2021= 100)

Sector	Index level	Change rate (%)	
	2020-2021=100	Monthly	Yearly
Transportation and storage	176.6	35.3	71.4
Accommodation and food servi	149.8	13.2	42.1
Information and communicatio	103.7	0.5	1.4
<b>ALL SERVICES</b>	<b>112.8</b>	<b>4.3</b>	<b>10.0</b>

The data in this table are provisional.

### Transport and Storage sector

Producer inflation in the land transport sub-sector increased by 23.7 percentage points from 33.9 percent in September 2022 to 57.6 percent in October 2022. The inflation for Warehousing and support activities sub-sector increased by 51.1

percentage points to 77.5 percent in October 2022. The rates for water and air transport, respectively, remained unchanged (48.8%) and (35.5%) in October 2022 (Fig.1).

## Accommodation and Food Sector

The producer inflation in accommodation activities increased by 17.2 percentage points to 41.9 percent in October 2022. Food and beverage service activities recorded an inflation rate of 41.5 percent in October 2022 compared to 20.4 percent in September 2022 (Fig. 2).

## Information and communication Sector

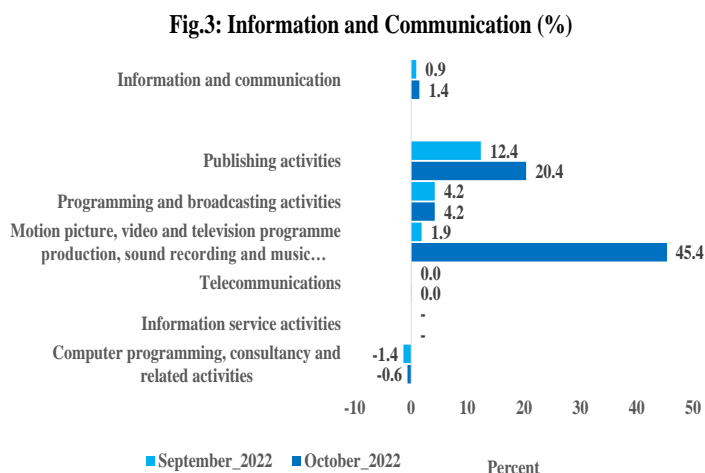
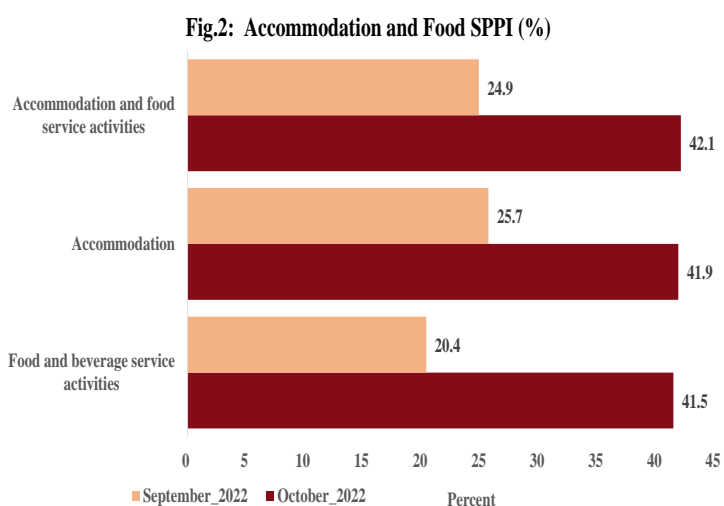
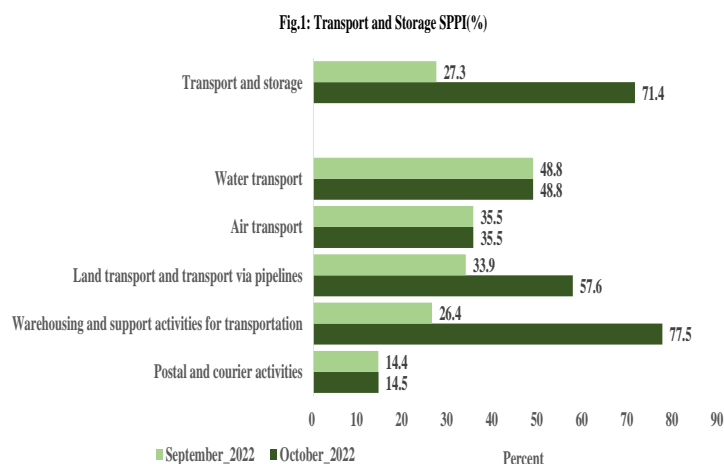
Motion picture, video, and television programme production and sound recording (45.4%) had the highest inflation in October 2022, while computer programming, consultancy, and related activities recorded the lowest with -0.6 percent (Fig. 3).

## Highlights

The year-on-year service producer inflation is 10.0 percent in October 2022; the monthly change rate is 4.3 percent.

The Transport and Storage sub-sector recorded the highest year-on-year producer price inflation rate of 71.4 percent, followed by the Accommodation and food sub-sector with 42.1 percent. The Information and communication sub-sector recorded the lowest year-on-year producer inflation rate of 1.4 percent.

The Transport and Storage sub-sector recorded the highest monthly inflation rate of 35.3 percent, followed by the Accommodation and food sub-sector with 13.2 percent. The Information and communication sub-sector recorded the lowest inflation of 0.5 percent in October 2022.



Copies of the Newsletter may be obtained from the information desk of Ghana Statistical Service or the GSS website at [statsghana.gov.gh](http://statsghana.gov.gh). For details of the PPI and for further explanation, please contact the Business & Industrial Statistics Section of the GSS or call 0302-682640. You may also contact us at the following address: Ghana Statistical Service, P. O. Box GP1098, Accra, Ghana.