



# CONSUMER PRICE INDEX AND INFLATION

## NOVEMBER 2025

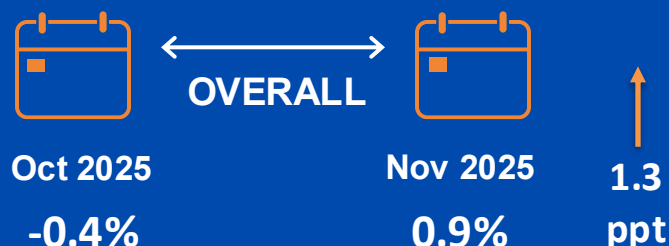


### HEADLINE INFLATION RATE

#### Year-on-Year (YoY)

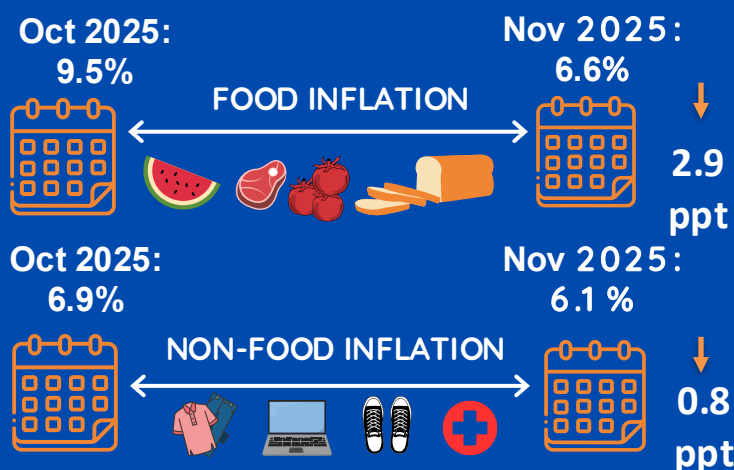


#### Month-on-Month (MoM)

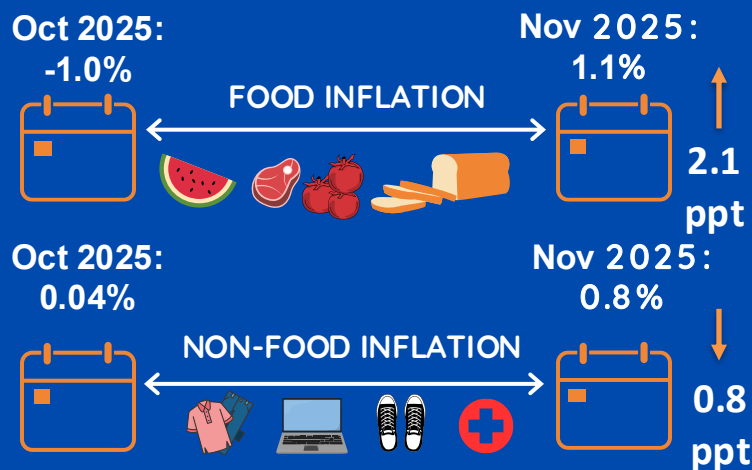


### FOOD VS NON-FOOD

#### YoY



#### MoM

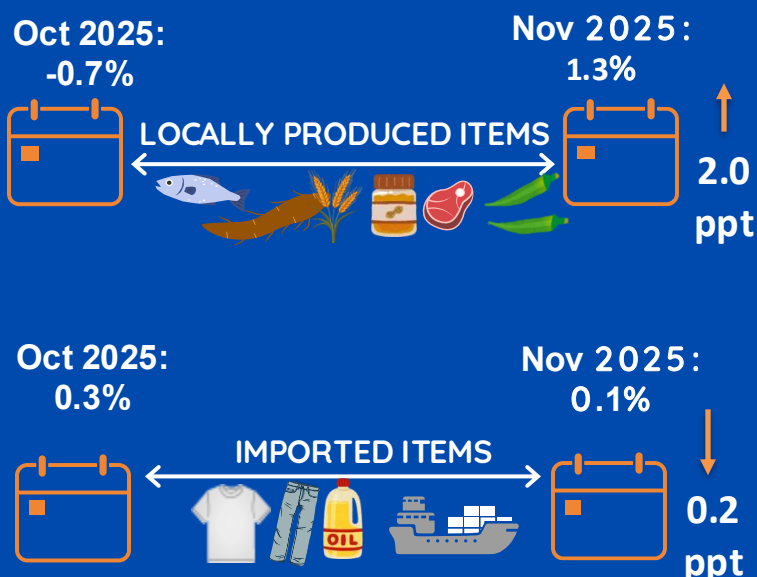


### LOCAL ITEMS VS IMPORTED ITEMS

#### YoY



#### MoM





# CONSUMER PRICE INDEX AND INFLATION

## NOVEMBER 2025



### HIGHLIGHTS FOR NOVEMBER 2025 RATES OF INFLATION

#### GOODS VS SERVICES

##### YoY

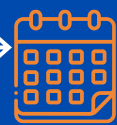
Oct 2025:  
9.3%



##### GOODS



Nov 2025:  
7.3%



2.0  
ppt

Oct 2025:  
4.6%



##### SERVICES




Nov 2025:  
3.8%



0.8  
ppt

##### MoM

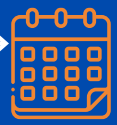
Oct 2025:  
-0.7%



##### GOODS



Nov 2025:  
1.2%



1.9  
ppt

Nov 2025:  
0.5%



##### SERVICES



Nov 2025:  
-0.1%



0.6  
ppt

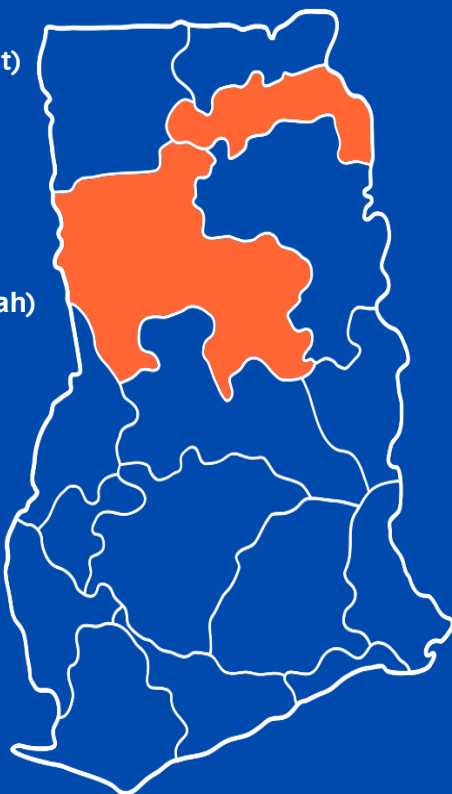
#### YoY REGIONAL RATE OF INFLATION

(North East)

**122%**  
Highest

(Savannah)

**-0.02%**  
Lowest



| No. | Region        | Food inflation | No. | Region        | Non-food inflation |
|-----|---------------|----------------|-----|---------------|--------------------|
| 1   | North East    | 25.3%          | 1   | Central       | 12.0%              |
| 2   | Eastern       | 13.0%          | 2   | Upper West    | 9.3%               |
| 3   | Oti           | 12.7%          | 3   | Northern      | 8.5%               |
| 4   | Volta         | 11.8%          | 4   | Eastern       | 8.0%               |
| 5   | Western North | 9.2%           | 5   | Western       | 7.9%               |
| 6   | Western       | 8.9%           | 6   | Volta         | 7.8%               |
| 7   | Greater Accra | 7.6%           | 7   | Ahafo         | 7.3%               |
| 8   | Bono          | 5.7%           | 8   | Bono          | 6.2%               |
| 9   | Upper West    | 5.4%           | 9   | Ashanti       | 5.8%               |
| 10  | Northern      | 4.6%           | 10  | Oti           | 5.8%               |
| 11  | Ahafo         | 4.4%           | 11  | Savannah      | 5.3%               |
| 12  | Ashanti       | 4.3%           | 12  | Western North | 4.7%               |
| 13  | Central       | 2.7%           | 13  | Greater Accra | 4.3%               |
| 14  | Upper East    | -0.3%          | 14  | North East    | 3.6%               |
| 15  | Bono East     | -0.3%          | 15  | Bono East     | 2.7%               |
| 16  | Savannah      | -4.2%          | 16  | Upper East    | 1.0%               |