



QUARTERLY LABOUR STATISTICS - JULY 2025 FACTSHEET



Employed persons: refer to all persons 15 years and older, who engaged in any activity, for at least 1 hour, to produce goods or provide services for pay or profit (either in cash or in-kind) during the reference period. Within the reference period (7 days prior to interview), these persons could be “at work” or “not at work” due to temporary absence.

Unemployed persons: refer to all persons 15 years and older, who during the reference period were not employed and did not have work to go back to and were available to work.

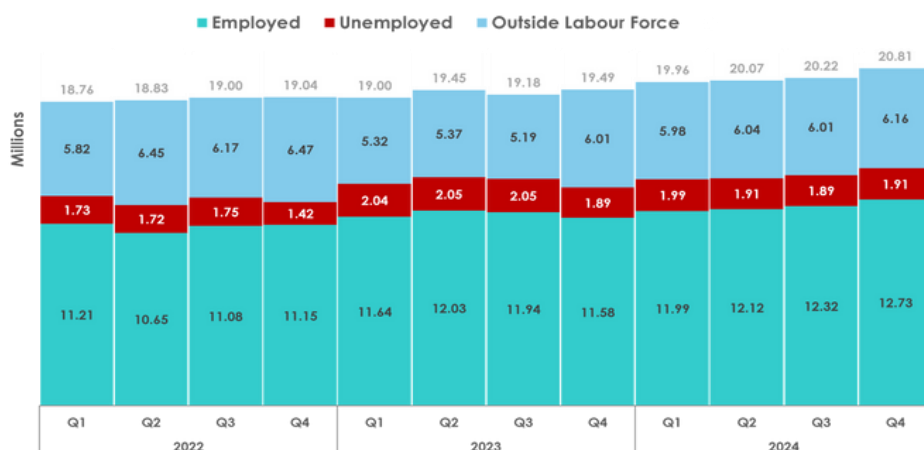
Labour force (Economically active population): consists of both employed and unemployed persons.

Persons outside Labour force: are persons 15 years and older who are neither employed nor unemployed (i.e. they are neither working nor available).

Labour underutilization: refers to the inadequate use of the available resources, capturing not just employment but also other forms of untapped labour potential including **time-related underemployment**.

Long-term unemployment: Long term unemployed persons are individuals 15 years and older who have been unemployed for a continuous period of 12 months or more, while still being available to work.

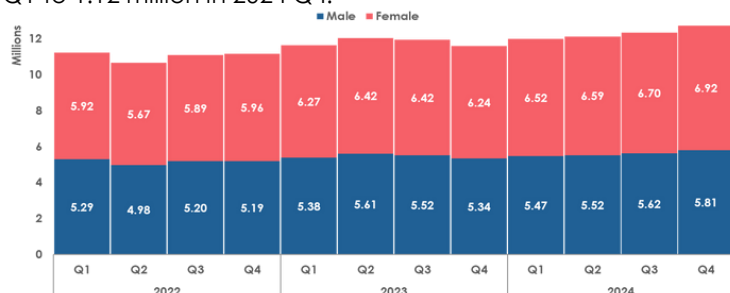
Labour Force



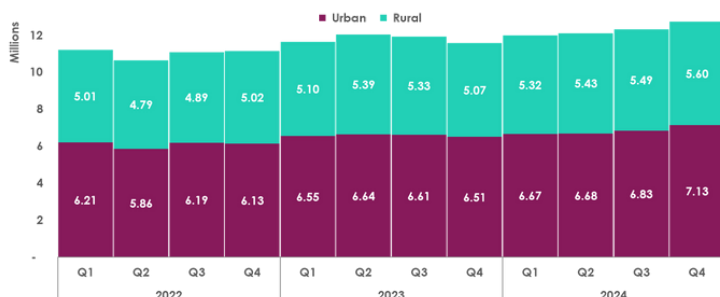
In each quarter of 2024, about 14 million persons constituted the labour force, with more than 85% of them employed. There were about 409,000 more people employed in 2024 Q4 than in 2024 Q3

Employment

Females have the greater share of the level of employment, with the sex difference increasing from about 632,000 in 2022 Q1 to 1.12 million in 2024 Q4.

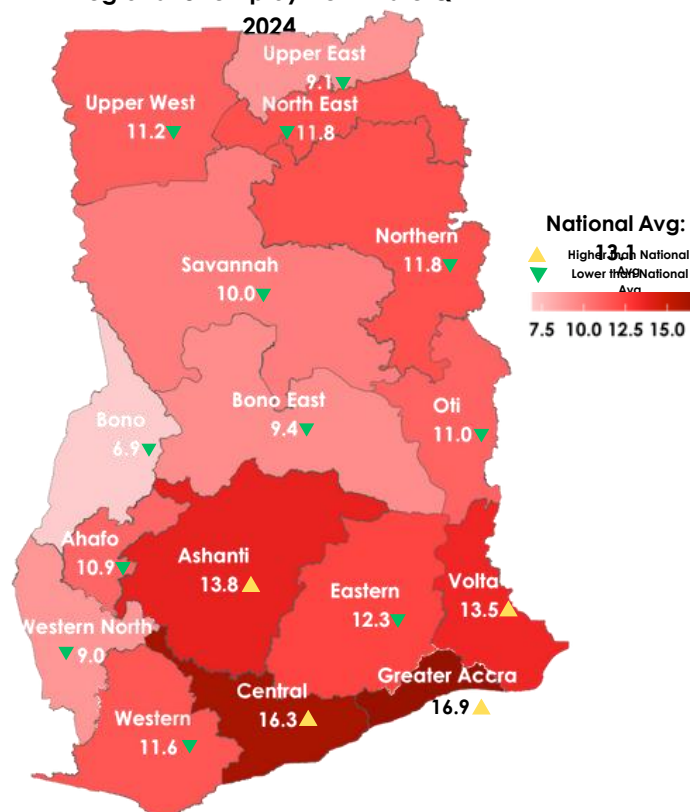


The growth in employment has been more urban driven. Urban employment grew by 14.9% over the last 3 years compared to a 11.8% in rural areas

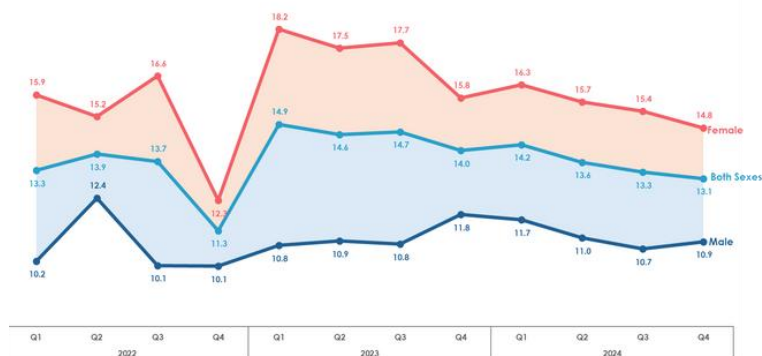


Unemployment rate

Regional Unemployment Rate Q4



Unemployment rate



Though more females have been employed than males, unemployment rate is higher among females. The gender difference in unemployment rates narrowed from a peak of 7.4 percentage points (ppts) in 2023 Q1 to 3.9 ppts in 2024 Q4, in part due to the substantial reduction in unemployment rate among females



Unemployment rates remain lower in rural areas compared to urban areas. In 2024, the unemployment rate averaged 15.9% in urban areas, which is 5.5 percentage points higher than the rural average of 10.4 percent.

Youth unemployment rate is consistently higher than the overall unemployment rate, with an average rate of 32.0 percent among persons aged 15-24 years and 22.5 percent for those aged 15-35 years in 2024.



The proportion of Youth Not in Employment, Education, or Training (NEET) increased consistently in the last two quarters of 2024, reaching 25.8% for the 15-24 age group and 22.4% for the 15-35 age group in 2024 Q4.



Long term unemployment rate



In 2024 Q4, about 4 in every 10 unemployed persons have been unemployed for at least 1 year.

Labour underutilization

Labour underutilization rates declined from 27.4% in 2023 Q4 to 19.3% in 2024 Q4, reflecting the general downward trend in unemployment and underemployment rates.

