



GHANA STATISTICAL SERVICE

MONTHLY PRESS RELEASES



SERVICE PRODUCER PRICE INDEX (SPPI)

SEPTEMBER 2022

www.statsghana.gov.gh

October 19, 2022

Service Producer Price Inflation Rate in September 2022 is 5.6%

The Service Producer Price Index (SPPI)

The Service Producer Price Index (SPPI) measures the average change over time in the prices received by domestic producers for the production of their goods and services. The PPI for Ghana reports the producer price indices with an index reference period of March 2020 – February 2021 = 100. This release shows the annual (year-on-year) and monthly producer inflation rates for services in three major sub-sectors (Transport and Storage; Food and Accommodation; Information and Communication). The SPPI figure for September 2022 is provisional and is subject to revision when additional data become available. All other indicators are final.

September 2022 SPPI

The Service Producer Price Inflation rate for September 2022 is 5.6 percent. This rate indicates that between September 2021 and September 2022 (year-on-year), the SPPI increased by 5.6 percent. This rate represents a 0.1 percentage point decrease in Service Producer Price inflation relative to the rate recorded in August 2022 (5.7%). The month-on-month change in the SPPI between August 2022 and September 2022 is 1.0 percent. (Table 1).

Table1: PPI for July, August & September 2022

Month	Index level	Change rate (%)	
	2020- 2021=100	Monthly	Yearly
August rev. 2022	107.1	1.0	5.7
September 2022	p108.2	p1.0	p5.6

p = Provisional

The service producer price inflation in the Transport and Storage sub-sector increased by 1.5 percentage points over the August 2022 rate of 25.7 percent to 27.3 percent in September 2022. The rate for the Accommodation and food sub-sector increased by 4.5 percentage points to 24.9 percent in September 2022. The Information and communication sub-sector recorded a 0.9 percent inflation rate for September 2022 as compared to 1.5 percent in August 2022.

Table 2: SPPI and Inflation by Sector, Sept. 2022 (Q1 2021= 100)

Sector	Index level	Change rate (%)	
	Q1 2021=100	Monthly	Yearly
Transportation and storage	130.6	4.9	27.3
Accommodation and food service	132.3	4.0	24.9
Information and communication	103.2	0.1	0.9
ALL SERVICES	108.2	1.1	5.6

The data in this table are provisional.

Transport and Storage sector

Producer inflation in the air transport sub-sector increased by 22.8 percentage points from 12.7 percent in August 2022 to 35.5 percent in September 2022. The inflation for land transport sub-sector increased by 0.3 percentage points to

33.9 percent in September 2022. The rate for water transport remained unchanged (48.8%) in September 2022. Warehousing and support activities recorded inflation of 26.4 while postal and courier activities recorded 14.4 percent (Fig.1).

Accommodation and Food Sector

The producer inflation in the accommodation and food activities increased by 5.1 percentage points to 25.7 percent in September 2022. Food and beverage service activities recorded inflation of 20.4 percent in September 2022 compared to 19.0 percent in August 2022 (Fig. 2).

Information and communication Sector

Motion picture, video and television programme production and sound recording (13.9%) had the highest inflation in September 2022, while computer programming, consultancy and related activities recorded the lowest with -1.4 percent (Fig. 3).

Highlights

The year-on-year service producer inflation is 5.6 percent in September 2022; the monthly change rate is 1.0 percent.

The Transport and Storage sub-sector recorded the highest year-on-year producer price inflation rate of 27.3 percent, followed by the Accommodation and food sub-sector with 24.9 percent. The Information and communication sub-sector recorded the lowest year-on-year producer inflation rate of 0.9 percent.

The Transport and Storage sub-sector recorded the highest monthly inflation rate of 4.9 percent, followed by the Accommodation and food sub-sector with 4.0 percent. The Information and communication sub-sector recorded the lowest inflation of 0.1 percent in September 2022.

Fig 1: Transport and Storage SPPI (Year-on-Year)

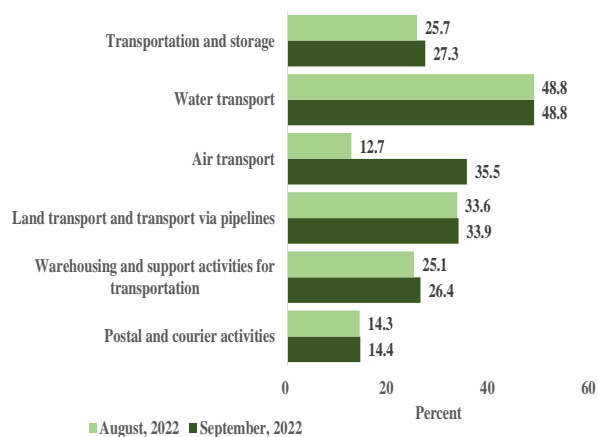


Fig 2: Accommodation and Food SPPI (year-on-Year)

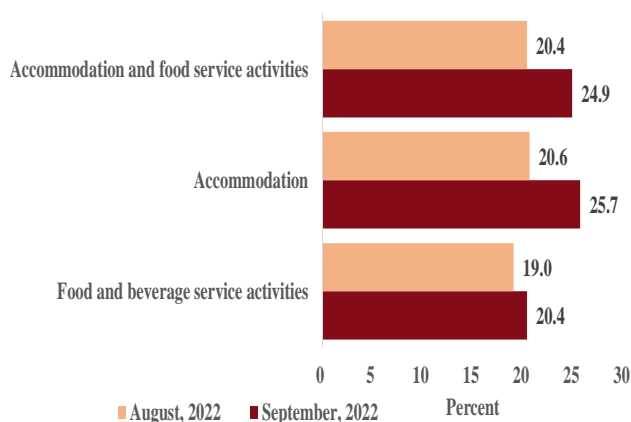
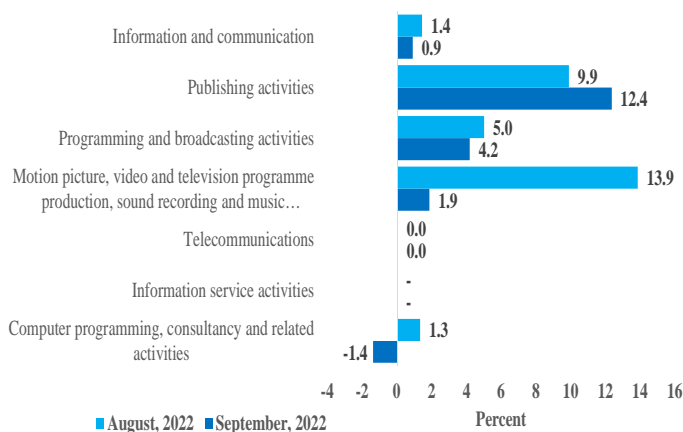


Fig 3: Information and Communication SPPI (Year-on-Year)



Copies of the Newsletter may be obtained from the information desk of Ghana Statistical Service or the GSS website at statsghana.gov.gh. For details of the PPI and for further explanation, please contact the Business & Industrial Statistics Section of the GSS or call 0302-682640. You may also contact us at the following address: Ghana Statistical Service, P. O. Box GPI098, Accra, Ghana.